



H3-45 VIP

**DRIVER'S
GUIDE**

PREVOST

THE ULTIMATE EXPERIENCE



Dashboard Control

Lighting

- 1 Headlights and exterior lighting
- 2 Fog lights
- 3 Hazard warning flashers
- 4 Dashboard brightness control

Climate Control

- 5 Air vents
- 6 HVAC control unit
- 7 Entrance door lock/unlock

Driving

- 8 Lane departure warning enable/disable
- 9 Fast idle
- 10 Engine stop override
- 11 Traction control system mud/snow mode
- 12 Back-up camera
- 13 Tag axle unload
- 14 Back-up alarm cancel
- 15 Parking brake

Accessories

- 16 LH windshield sunshades
- 17 RH windshield sunshades
- 18 Side mirrors heat
- 19 Driver window
- 20 Driver's area lighting

Electrical & Engine Power

- 21 Ignition switch
- 22 Engine start button

Access Control

- 23 Baggage compartment central locking system

24 Instrument Panel



Complete
Driver's
Guide



Dashboard Control

Electrical & Engine Power

22 Engine start button

Accessories

25 12-volt power outlet

26 Side mirrors control

Driving

27 Transmission control pad


















Instrument Panel

- | | |
|------------------------------------|---|
| 1 Turbo boost pressure | 7 Speedometer |
| 2 DEF level (Diesel Exhaust Fluid) | 8 Engine coolant temperature |
| 3 Fuel level | 9 Oil pressure |
| 4 Accessories air pressure | 10 Rear brake air pressure (primary) |
| 5 Tachometer | 11 Front brake air pressure (secondary) |
| 6 Driver Information Display (DID) | |



Telltale Lights

-  **Hill start assist**
Indicates hill start assist malfunction. This feature may not be available.
-  **Check**
Indicates a problem has been detected and must be checked at the next stop. This notification may be accompanied with a message in the DID and a diagnostic troubleshooting code will be stored to aid in identifying the problem.
-  **Tire pressure monitoring system warning**
Indicates a high tire temperature condition or incorrect tire inflation pressure.
-  **Low DEF**
Illuminates when there is less than 2.6 gallons (10 liters) of DEF remaining.
-  **Aftertreatment system (MIL)**
Indicates a failure of an emission control device. May illuminate at the same time as the CHECK amber warning light. The lamp will go out after 3 completed ignition on-ride-ignition off cycles. Vehicle can be driven to end of shift.
-  **Intake air preheater on – wait before starting**
Illuminates when the intake air preheater element is activated. Wait until this telltale light has turned off before starting the engine.
-  **Alternators/charging system**
Indicates a malfunction of the charging system or a low battery voltage condition.
-  **Lane departure warning disabled**
Lane tracking not available.
-  **Anti-lock Brake System (ABS)**
Indicates ABS is not available or is malfunctioning. ABS is available over 4 mph (7 km/h); the indicator will remain illuminated until the coach reaches that speed.
-  **Trailer Anti-lock Brake System (ABS)**
Illuminates when trailer ABS is unavailable or malfunctioning.
-  **Electronic Stability Control - ESC**
Flashes quickly when ESC or TCS intervenes to reduce risk of loss of control.
Flashes slowly when TCS mud/snow mode is engaged.
-  **Traction Control System (TCS)**
Flashes slowly when TCS mud/snow mode is engaged.
Flashes quickly when TCS intervenes to reduce risk of loss of control.
-  **DPF regeneration**
Illuminates to notify the driver that a manual stationary regeneration will be required soon.
-  **High Exhaust System Temperature (HEST)**
Illuminates to notify the driver of potentially hazardous exhaust gas temperature at the exhaust system diffuser.
-  **DPF regeneration process is inhibited.**



Telltale Lights



Driver's seat belt reminder light and warning buzzer

When equipped with a seat belt buckle switch, warns the driver to fasten his/her seat belt.



Stop

Indicates that a serious problem has been detected. Immediately park the coach in a safe place and stop the engine. WARNING: Failure to take necessary action when the STOP telltale light is on can ultimately result in automatic engine derate and shutdown.



Parking brake or emergency brake applied

Illuminates when the emergency or parking brake is applied. An audible alert will sound if ignition is turned to OFF and the parking brake is not engaged.



High beam

Illuminates when the high beams are selected. High and low beams are selected with the headlights & flashers stalk.



Turn signal indicators



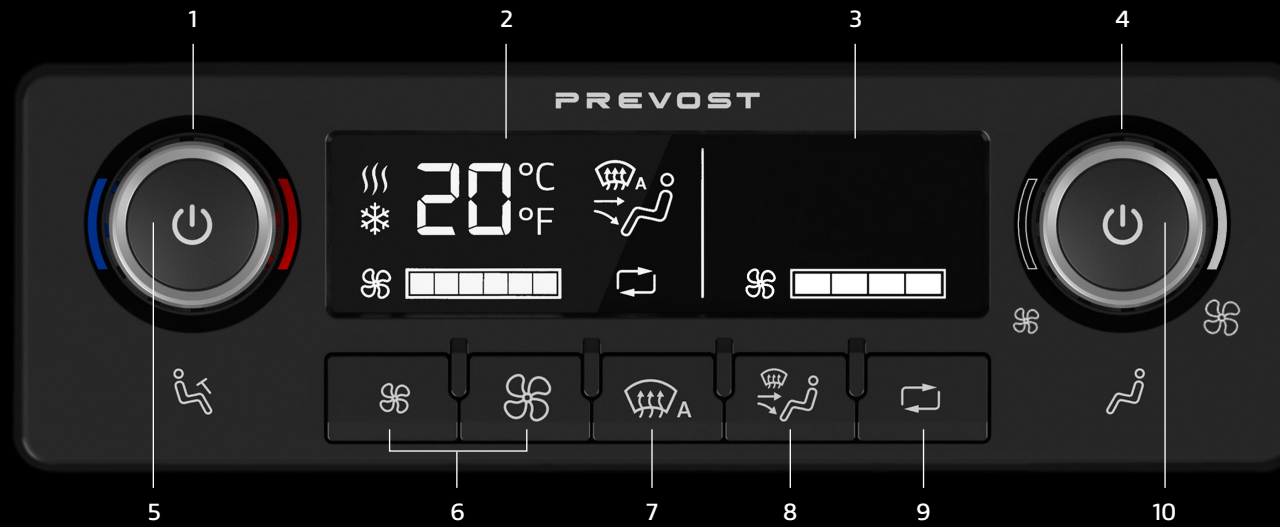
Flash when left or right turn signals are activated using the headlights & flashers stalk on the steering column.



Steering Wheel Controls

- | | |
|--|---|
| 1 Headlights & flashers control stalk | 12 Engine brake or retarder control stalk |
| 2 Headlights blink | 13 Windshield wipers control stalk |
| 3 Cruise control activation | 14 Volume down, volume up |
| 4 Cruise control
(up = accel, down = decel, push = set) | 15 Cluster navigation buttons (DID) |
| 5 Cruise control resume/cancel | A : Up |
| 6 Courtesy lights (front auxillary lights blink) | B : Enter |
| 7 Hand free phone (answering) | C : Down |
| 8 Hand free phone (hang up) | D : Application tray/back button |
| 9 Radio mute | E : Escape/home screen |
| 10 Radio seek | F : Options tray |
| 11 Source (radio) | |





HVAC Control Unit

- 1 Driver temperature set point adjustment
- 2 Driver section display
- 3 Passenger section display
- 4 Passenger temperature set point adjustment
- 5 Driver HVAC power button
- 6 Fan speed
- 7 Auto-defrost
- 8 Air selection
- 9 Recirculate
- 10 Passenger HVAC power button

PREVOST
THE ULTIMATE EXPERIENCE

[in](#) | [f](#) | [t](#) | [v](#) | [i](#) @PrevostCoach | [prevostcar.com](#)

© 2023 All rights reserved. "Prevost," the Prevost logotype, Prevost model designations and all other Prevost related marks, images and symbols are trademarks, registered trademarks and/or exclusive properties. All other trademarks are property of their respective owners.